

Unit 單元：I want to be a scientist (1): Mushrooms 我想做科學家(1): 菇菌


Tasksheet 工作紙 (Station A) : What do you discover? 你發現了什麼?

Name 姓名：\_\_\_\_\_ ( ) Class 班別：Form 1 ( ) Date 日期：\_\_\_\_\_

Learning objectives: 學習目標：	1. To identify the hyphae (菌絲) and sporangia (孢子囊) of the bread mold fungus under a light microscope 在顯微鏡下識別黑黴菌的孢子囊和菌絲 2. To realize the structure of mushroom 了解菇菌的結構
-------------------------------	---

Part 1: What can you see on the bread?

第一部分：你在麵包上看見了什麼?




(Please draw here. 請畫出來。)

Colour 顏色	
Shape 形狀	
Size 大小	
Others 其他	

Part 2: What can you see under the microscope? Please draw in the circle below.

第二部分：你在顯微鏡下看見了什麼? 請畫在以下的圓形內。



Part 3: What are the body parts of a mushroom? Please fill in the blanks.

第三部分：菇菌的結構是怎樣的？請填在橫線上 \_\_\_\_\_。



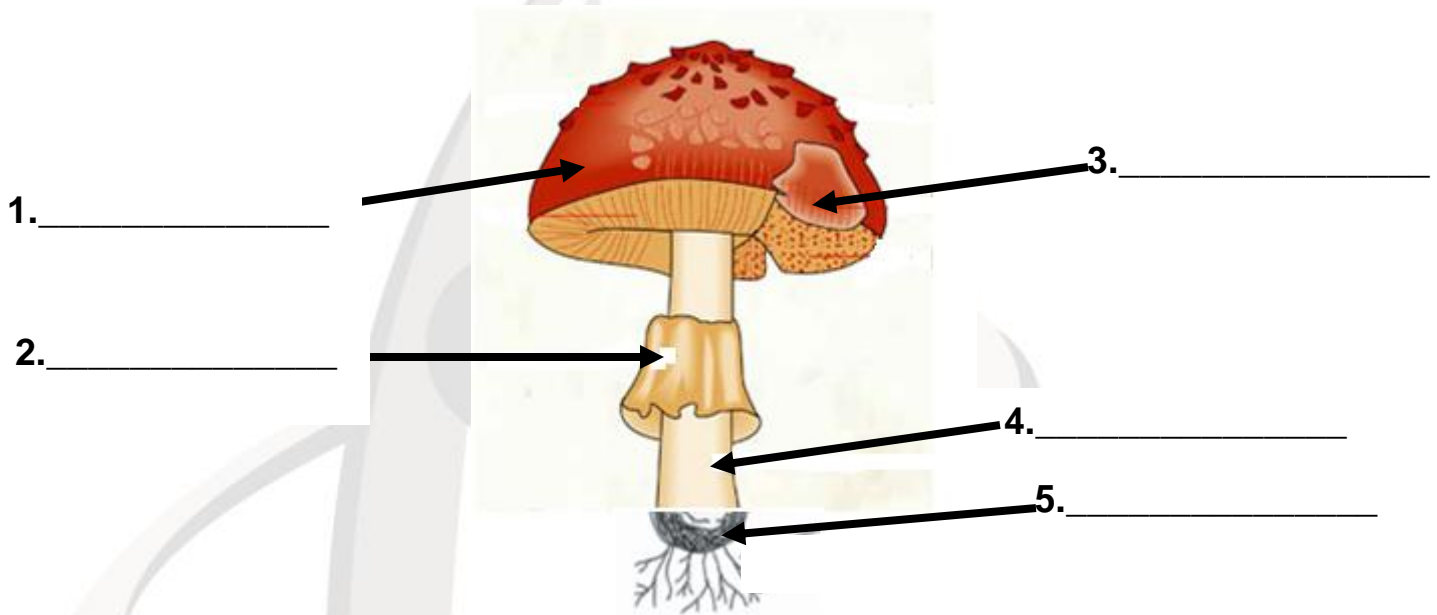
A. cap 菌蓋

B. basidia 菌褶

C. ring 菌環

D. stalk 菌柄

E. volva 菌托



Challenge: If you were a magician, what mushroom will you make?

挑戰題：假如你是魔法師，你會變出一個怎樣的菇菌？

Its outlook is ... (Please draw.)

它的樣子是... (請畫下來。)

Name:

名稱：

Features:

特徵：

Uses for human beings:

對人類的功用：



visit wpclipart for original image

Reference materials:

參考材料：

<http://www.organicfacts.net/health-benefits/vegetable/health-benefits-of-mushroom.html>

<http://web.pts.org.tw/~web02/education/05page1-e13-1.htm>

Any other reference materials that you have found? Please list as below.

你已找到其他參考材料？請列出如下。

---

---

---