

**2021/22 Web-based Learning Courses for Gifted/More Able Students  
(jointly administered by the EDB and the HKAGE)  
(Instructions for Checking End-of-level Test Result and Downloading e-  
Certificate)**

**網上資優課程 2021/22 (由教育局及香港資優教育學苑共同管理)  
(查閱總測驗成績及下載電子證書)**

重要事項 Important Information:

1. After finishing the course content and the end-of-level test, students can go to "Student Area" of the web-based learning courses student account to check their scores. If the passing score is achieved, students can download their e-Certificates and proceed to the next level.  
學生完成某一級別的課程及該級別的總測驗後，可到網上資優課程學生帳戶的「學員專區」查閱所得分數；如取得及格成績，學生可自行下載電子證書，並進入下一級別。
2. Students need to download their e-Certificates by 22 August 2022, 11:59 a.m. All the records on the account will be removed after the deadline.  
學生需於 2022 年 8 月 22 日上午 11 時 59 分前下載電子證書。逾期後，帳戶上所有資料將會被移除。
3. School coordinator could not download the e-Certificate of the students by the school account.  
學校統籌人無法透過學校帳戶下載學生的電子證書。

For more information, please visit <http://www.hkage.org.hk/en/student-programme/online> under the "Web-based Learning Courses for Gifted/More Able Students (jointly administered by the EDB and the HKAGE)" section. For enquiries, please email us at [weblearningedb@hkage.org.hk](mailto:weblearningedb@hkage.org.hk) or contact us at 3940 0101.  
可在 <http://www.hkage.org.hk/b5/student-programme/online>，「網上資優課程（由教育局及香港資優教育學苑共同管理）」的部分找到更多資料。如有查詢，可電郵至 [weblearningedb@hkage.org.hk](mailto:weblearningedb@hkage.org.hk) 或致電 3940 0101。

## Checking End-of-level Test Result and Downloading e-Certificate

### 查閱總測驗成績及下載電子證書

**Step 1:** In the “Learning Opportunities” section, click the “Online Programmes”

(<http://www.hkage.org.hk/en/student-programme/online>) and go to “Web-based Learning Courses for Gifted/More Able Students (jointly administered by the EDB and the HKAGE)” section. Then click “Student Account Login” under “Student Account”.

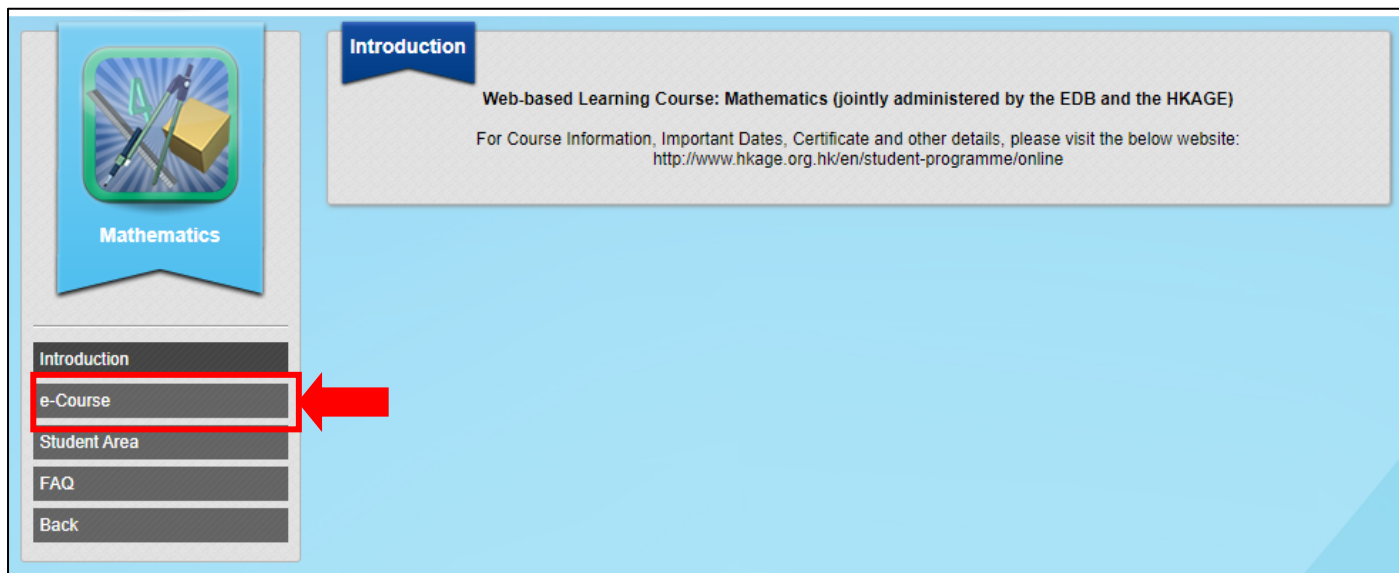
**步驟一：**於「學習機會」欄內，按下「網上學習課程」連結 (<http://www.hkage.org.hk/b5/student-programme/online>)，並到「網上資優課程(由教育局及香港資優教育學苑共同管理)」部分，點選學生帳戶「學生帳戶登入」連結。

#### Web-based Learning Courses for Gifted/More Able Students (jointly administered by the EDB and the HKAGE)

Date	Programme Title (Course code)	Type / Level	Target Participants	Application details	Closing Date
9 Dec 2019 to 19 Aug 2020 (School Application)	Web-based Learning Courses for Gifted/More Able Students	Course	HKAGE Student members: P4 to S6	<a href="#">Course Main Page</a> <a href="#">Course Information</a>	Application closed
12 Dec 2019 to 19 Aug 2020 (Individual Application)	The Changing Hong Kong Economy (HUMO1570) Mathematics (MATO3920) Astronomy (SCIO1302)		Non-HKAGE Student members: P4 to S6 Gifted / More able students	<a href="#">Briefing Session Information</a> <a href="#">Briefing Session Materials (provided by EDB)</a> <a href="#">School Account</a> <a href="#">School Nomination Instructions</a> <a href="#">School Account Login</a> <a href="#">Student Account</a> <a href="#">Student Account Login</a> <a href="#">Downloading e-Certificates Instruction</a>	
2 Oct 2019 to 6 Nov 2019 (for School Application)	Earth Science (SCIO1303) Palaeontology (SCIO1304)				
8 Nov 2019 to 20 Nov 2019 (for Individual Application)					

**Step 2:** Select Programme and click “e-Course” in the left column, then select the Language.

**步驟二：**選擇課程後，點選左欄的「網上課程」，然後選擇語言。



**Step 3:** Select “HKAGE Student Members” or “NON HKAGE Student Members”, then login by the Login Name and Password.

**步驟三：**點選「學苑學員」或「非學苑學員」身份，以學生的登入名稱及密碼登入。

香港資優教育學苑  
The Hong Kong Academy for Gifted Education

Welcome to the online learning platform 歡迎來到網上學習平台

Login as 登入身份 :

- HKAGE Student Members 學苑學員
- NON HKAGE Student Members 非學苑學員
- School Account 學校帳戶

Remarks:  
School Coordinator: Select login as "School account".  
Student:  
- If you are HKAGE student member, select login as "HKAGE Student Members" and login by HKAGE student member number.  
- If you are not HKAGE student member, select login as "NON HKAGE Student Members" and login by Login Name provided on the email notice.

備註:  
學校統籌人: 請選擇登入身份為學校帳戶。  
學員:  
- 如果你是資優學苑學員, 請選擇登入身份為「學苑學員」, 並以資優學苑學員編號登入。  
- 如果你不是資優學苑學員, 請選擇登入身份為「非學苑學員」, 並以電郵通告上提供的登入名稱登入

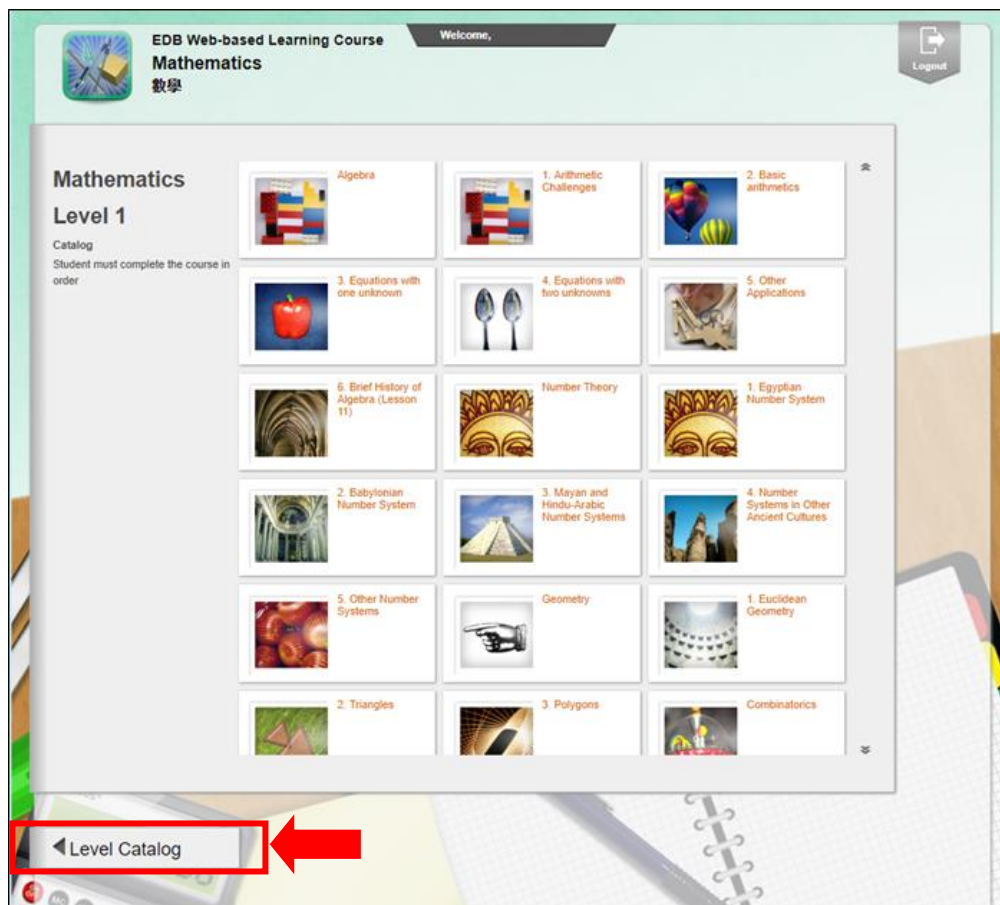
Login Name 登入名稱 :

Password 密碼 :

Sign in 登入 [忘記密碼](#) [Forgot Password](#)

**Step 4:** Select “Level Catalog” at the lower left-hand corner to back to the front page.

**步驟四：**進入「課程目錄」後，點選左下方的「課程階段」返回首頁。





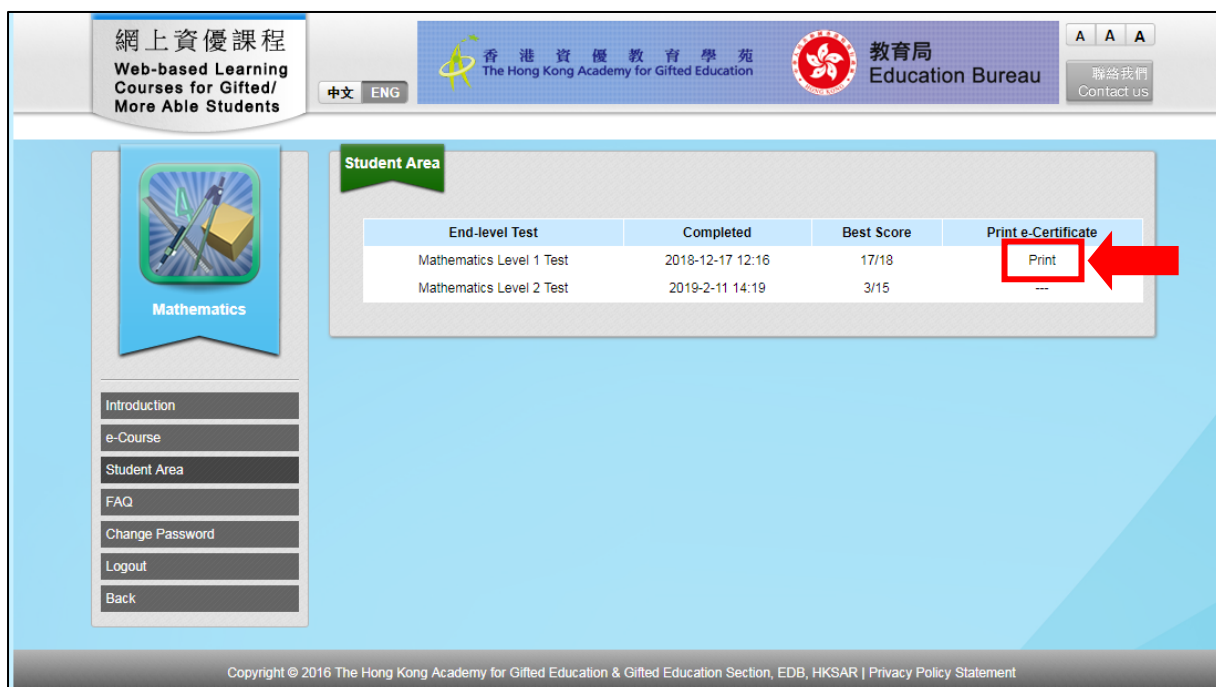
**Step 5:** Select “Student Area” in the left column, then click “My Result”.

**步驟五：**點選左欄的「學員專區」，然後點選「成績報告」。



**Step 6:** The test result of each level, including completed date, time and best score will be listed in the table. If the student has passed, the text “Print” will be shown on the column “Print e-Certificate”.

**步驟六：**列表中會顯示各級總測驗的結果，包括完成日期、時間及最佳成績。如學生合格，「列印證書」欄中會顯示「列印」字樣。



**Step 7:** Click “Print” and the Certificate will be downloaded in PDF format.

**步驟七：**點選「列印」後，證書會以 PDF 格式下載。

Students should download their e-Certificates before the deadline. After that, all the records on the account will be removed.

學生需於截止日期前下載電子證書。截止日期過後，帳戶上所有資料將被移除。